






MALLINSON
& CO

INNOVATIVE PROPERTY EXPERTS

Kennedy Close, Millhouse Green, Sheffield, S36 9NL

Offers Over £350,000

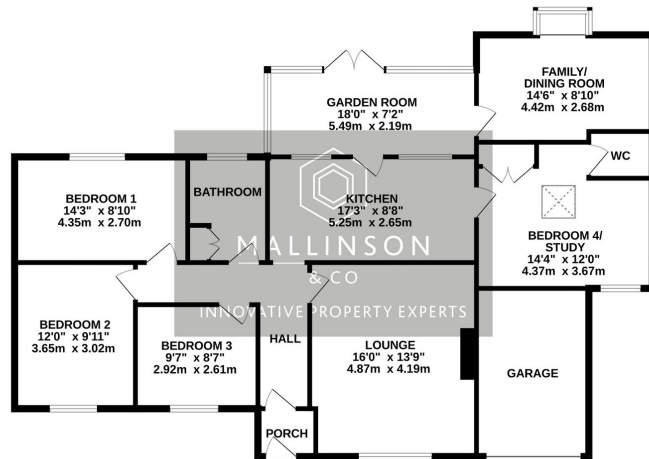
 4  2  3



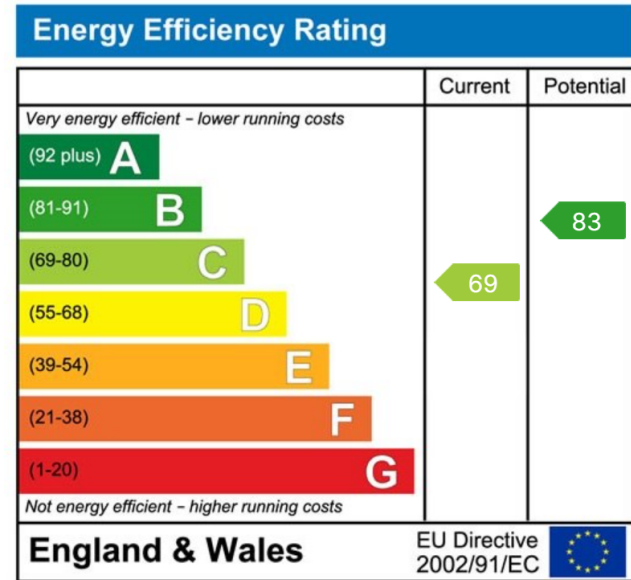
- SYMPATHETICALLY EXTENDED
- 4 BEDROOMS
- IDEAL FOR A FAMILY OR COUPLE
- LARGE CORNER PLOT
- CLOSE TO LOCAL AMENITIES & TRANSPORT LINKS
- DETACHED BUNGALOW
- QUIET SECLUDED CULL DE SAC POSITION
- WESTERLY FACING GARDENS
- WEALTH OF DEVELOPMENT POTENTIAL
- ACCESS TO COUNTRYSIDE & TRANS PENNINE TRIAL



NOT TO BE MISSED ... THIS SYMPATHETICALLY EXTENDED, FOUR BEDROOM DETACHED BUNGALOW, LOCATED IN A QUIET, SECLUDED CORNER PLOT POSITION, CLOSE TO OPEN COUNTRYSIDE, OFFERING A WEALTH OF FURTHER DEVELOPMENT POTENTIAL, IDEAL FOR A COUPLE OR FAMILY.



Whilst every effort has been made to ensure the accuracy of the description contained herein, measurements of plots, distances, areas and any other facts are approximate and no responsibility is taken for any errors. Dimensions are for information only. The actual dimensions of the property may vary slightly from those shown. The services, systems and appliances shown have not been tested and no guarantee is given for their operation or efficiency over time.



**INNOVATIVE
PROPERTY
EXPERTS**

Mallinson & Co

Office: 01226 414 150

Email: ben@mallinsonandco.co.uk

Web: www.mallinsonandco.co.uk

Suite 2, Penistone 1, St. Mary's Street, Penistone, Sheffield S36 6DT